


Appomattox High School News

February 2009



Principal's Corner

Dear Parents and Guardians:

It has been a great pleasure as principal at ACHS getting to know the teachers, students and parents of this community.

When parents are involved in their child's school, children are more successful academically and socially. Children see by the adults' actions and participation that school is important.

A major goal at Appomattox High School is to have good communication between the school and the home. Beginning second semester our teachers will be posting

all assignments on Edline. You can access Edline at the bottom of the Appomattox web page at www.appomattox.k12.va.us. This allows the parents to keep track of what their children are learning and what assignments are due. We also have a twenty-four hour response policy. The faculty works very diligently to respond to phone calls, notes and emails within twenty-four hours.

We will let you know what is expected for your child to be successful and I ask that you follow up to be sure your child meets the expectations. If you find that we are not keeping up our end of this bargain, let me know by calling 352-7146 or send me an email at

mkelly@appomattox.k12.va.us.

Parents of elementary school children seem to be the most involved in their schools. However, it becomes more crucial as children progress through all levels of schooling for parents to keep in touch and know what is happening in their school. High School is no exception. Your support helps your child to be successful and to graduate.

Best wishes for a successful second semester.

Michael Kelly
Principal
Appomattox County High

Bright Beginnings Program



Appomattox County Public Schools operates a program for four year old children who are at risk for school success at Appomattox Primary School. Children who will be four years old by applications will be screened to offer enrollment to those children determined to be in greatest need.

Applications for the **2009-2010** school year are now available at all schools and at the school board office at 316 Court Street. Applications will be received at the Appomattox Primary School office through **Friday, May 8, 2009**. For more information about this program, you may contact Mrs. Katherine Paine at 352-5766.

Guidance News



There will be a meeting for ACHS sophomores and parents who are interested in the Early College program through CVCC next year. The meeting is on Thursday, January

29th at 7:00 p.m. in the ACHS Library. Information will be given about applying to be part of a cohort group of ACHS students who will pursue an Associates Degree from CVCC

during their junior and senior years at ACHS.

No Bully Zone!

Senior Class Dates

- ◆ Last Payment for Senior Trip - January 23
- ◆ Senior Trip Parent Meeting - March 4
- ◆ Senior Bags need to be at ACHS on March 10 by 7:00 p.m.
- ◆ Senior Trip - March 11-14

Student Artist of the Month Winners

First Semester

First 6 Weeks:

1st place: Samantha McFadden

2nd place: Brandon Hodges

3rd place: Stacey Avila

Honorable Mention

Charmane Fleshman

Jessica Overton

Stacey Avila

Devontae Woods



Second 6 Weeks:

1st place: Eric Holcolmb

2nd place: Brandon Hodges

3rd place: Shannon Gunter

Third 6 Weeks:

1st place: Brandon Hodges

2nd place: C.J. Welsh

3rd place: April Overton

Honorable Mention

Shane McCormick



The ACHS Library hosted a Twilight Trivia Party in November to celebrate the opening of the movie "Twilight". We had between 30 and 40 students stay after school. We played a Jeopardy game with questions about the story, matched dialogue to characters, and ate red-colored snacks like pomegranates, apples, and cupcakes. The students' knowledge of the Twilight Series

Library Low-Down

was very impressive and great fun was had by all.

The Raider Readers Book Club will begin with the start of second semester. We will be meeting twice a month during lunch periods. Students will not read the same book at the same time, but choose from a selection of 12 books. In an effort to use technology and make it more



accessible, students will be expected to respond to a moderated book blog at <http://raiderreadersbookclub.blogspot.com>. Check it out and see what they are saying about the books! So far we have 22 student participants and even a few teachers. For more information, see Mrs. Paulette in the library.

Future Business Leaders of America (FBLA)

Future Business Leaders of America is an educational club of student members. FBLA provides exciting meetings to bring business and education together in a positive school relationship.

The Business Department incorporates FBLA in the classroom and in after-school activities. Joining FBLA is a positive move for your teenager's life! For more information contact The Business Department at ACHS.



Inside Story Headline

This story can fit 150-200 words.


One benefit of using your newsletter as a promotional tool is that you can reuse content from other marketing materials, such as press releases, market studies, and reports.

While your main goal of distributing a newsletter might be to sell your product or service, the key to a successful newsletter is making it useful to your readers.

A great way to add useful content to your newsletter is to develop and write your own articles, or include a calendar of upcoming events or a special offer that promotes a new product.

You can also research articles or find "filler" articles by accessing the World Wide Web. You can write about a variety of topics but try to keep your articles short.

Much of the content you put in your newsletter can also be used for your Web site. Microsoft Publisher offers a simple way to convert your newsletter to a Web publication. So, when you're finished writing your newsletter, convert it to a Web site and post it.



Caption describing picture or graphic.

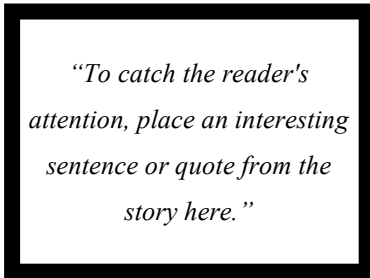
Inside Story Headline

This story can fit 100-150 words.

The subject matter that appears in newsletters is virtually endless. You can include stories that focus on current technologies or innovations in your field.

You may also want to note business or economic trends, or make

predictions for your customers or clients.



If the newsletter is distributed internally, you might comment upon new procedures or improvements to the business. Sales figures or earnings will show how your

business is growing.

Some newsletters include a column that is updated every issue, for instance, an advice column, a book review, a letter from the president, or an editorial. You can also profile new employees or top customers or vendors.

Inside Story Headline

This story can fit 75-125 words.

Selecting pictures or graphics is an important part of adding content to your newsletter.

Think about your article and ask yourself if the picture supports or enhances the message you're trying to convey. Avoid selecting images that appear to be out of context.

Microsoft Publisher includes thousands of clip art images from which you can choose and import into your newsletter. There are also several tools you can use to draw shapes and symbols.

Once you have chosen an image, place it close to the article. Be sure to place the caption of the image near the image.



Caption describing picture or graphic.

County Schools

Primary Business Address
Your Address Line 2
Your Address Line 3
Your Address Line 4

Phone: 555-555-5555
Fax: 555-555-5555
E-mail: someone@example.com

*Your business tag line
here.*

We're on the Web!
example.microsoft.com


Organization

This would be a good place to insert a short paragraph about your organization. It might include the purpose of the organization, its mission, founding date, and a brief history. You could also include a brief list of the types of products, services, or programs your organization offers, the geographic area covered (for example, western U.S. or European markets), and a profile of the types of customers or members served.

It would also be useful to include a contact name for readers who want more information about the organization.

Back Page Story Headline


This story can fit 175-225 words.

If your newsletter is folded and mailed, this story will appear on the back. So, it's a good idea to make it easy to read at a glance.

A question and answer session is a good way to quickly capture the attention of readers. You can either compile questions that you've received since the last edition or you can summarize some generic questions that are frequently asked about your organization.

A listing of names and titles of managers in your organization is a good way to give your newsletter a personal touch. If your organization is small, you may want to list the names of all employees.

If you have any prices of standard products or ser-



Caption describing picture or graphic.

vices, you can include a listing of those here. You may want to refer your readers to any other forms of communication that you've created for your organization.

You can also use this space to remind readers to mark their calendars for a regular event, such as a breakfast meeting for vendors every third Tuesday of the month, or a biannual charity auction.

If space is available, this is a good place to insert a clip art image or some other graphic.